

PHOTOELECTRIC DETECTOR AN900-D50/100/150/200/250

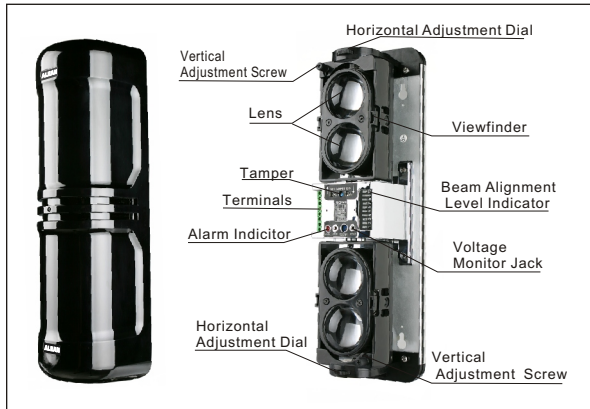


The AN900-D series are quad photoelectric detectors with selectable frequencies designed to provide reliable perimeter security both indoors and Outdoors.

It consists of separate transmitters and receivers. The transmitter emits invisible infrared beams with selectable frequencies to the receiver. The selectable beam frequencies can be used to avoid unwanted cross talk that can occur when using multiple photo beams for long distance or beam stacking applications.

Quick alignment system is built-in to speed up accurate and reliable positioning. This detector uses 4 pulsed infrared beams that are designed to activate an alarm only when both 4 beams are simultaneously blocked.

AN900-D50/100/150/200/250



■ Design Durability

Highly Durable and Heat-Resistant Housing Cover and Chassis. The housing cover and chassis provide higher durability against shocks, high temperatures, and many other harsh environmental conditions.

■ High Grade Aspherical Lens

The high grade Aspherical lens creates more sharply defined and precise infrared beams compared to ordinary fresnel lenses

■ Quad Synchronized Pulsed Beams Designed for Greater Stability

It requires simultaneous interruption of all beams to trigger an activation. No activation is generated when a bird or falling eaves break just one, two or three beams

■ Frost and Dew Protection

An anti-frost and convex visor design is incorporated to protect the detector from effect of frost and dew.

■ A.G.C. (Automatic Gain Control) Circuit

The A.G.C. Circuit continually monitors for gradual changes in the signal's strength caused by changing weather conditions. It adjusts the sensitivity accordingly to maintain the proper signal level for the current Environmental conditions

SPECIFICATIONS

MODEL		AN900-D50	AN900-D100	AN900-D150	AN900-D200	AN900-D250
Detection method		Infrared photoelectric				
Range	Outdoor	50m	100m	150m	200m	250m
	Indoor	150m	300m	450m	600m	750m
Beam characteristics		Pulsed Infrared quad Beams				
Interruption period		50~500msec(selectable)				
Power input		DC12~24V/AC11~18V				
Current consumption		95mA max	100mA max	100mA max	105mA max	105mA max
Alarm period		2sec(±1)nominal				
Alarm output		Form C relay (AC/DC30V 0.5Amax) TTL OUTPUT				
Tamper switch		N.C.Opens when cover is removed				
Operating temperature		-25°C~+55°C				
Environment humidity		95% max				
Alignment angle		±10° vertical, ±90° horizontal				
Mounting		Wall or pole				
Weight		3100g(Both transmitter and receiver)				
Appearance		PC Resin(Black)				

Specifications and design are subject to change without prior notice.

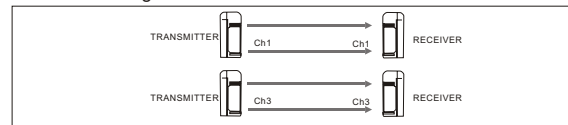
■ Adjustable Beam Interruption Period

The Beam Interruption Time (the amount of time a beam must be broken for an alarm to occur) can be adjusted to fit any application. For example, when protecting a wall or fence, a longer interruption time will catch intruders, but let jumping cats pass through without setting off an Alarm.

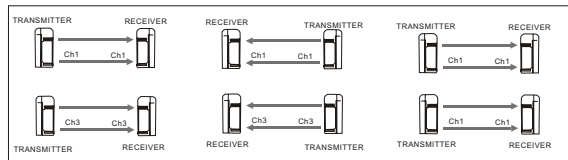
■ Selectable 4-Channel Beam Frequencies

The selectable beam frequencies can be used to avoid unwanted cross talk that can occur when using multiple photo beams for long distance or beam stacking Applications.

■ 2Beam stacking



■ 2Beam long distance stacking



■ Quick optical and voltage alignment with 10 LEDs to speed up positioning

A removable viewfinder allows for easy alignment even in some of the most difficult mounting situations. In the receiver there are 10 LEDs and two jacks for quick and accurate alignment. The rotating dial and voltage measuring allows the installer to finely adjust the beam easily horizontally (180°/±90°) or vertically (20°/±10°) until suggested lit LEDs or value are obtained. The upper two beams and lower beams can be adjusted separately or simultaneously

DIMENSIONS

